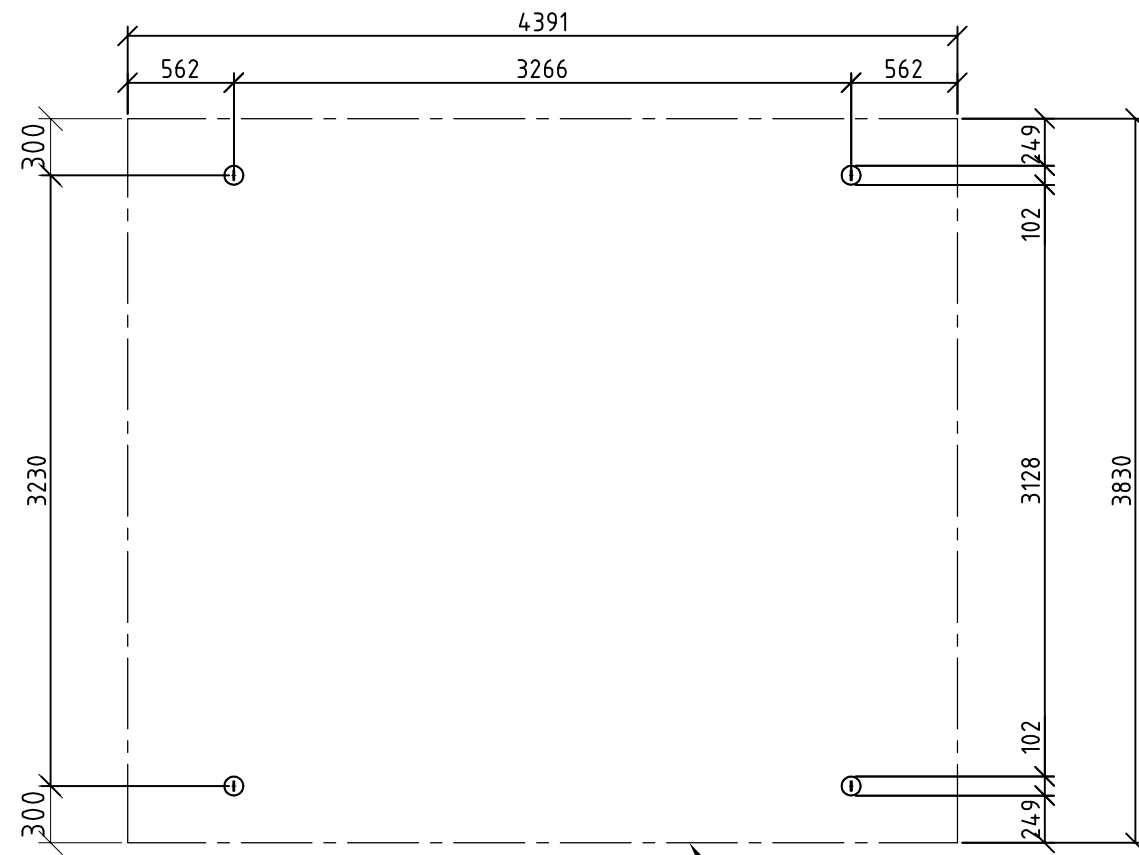


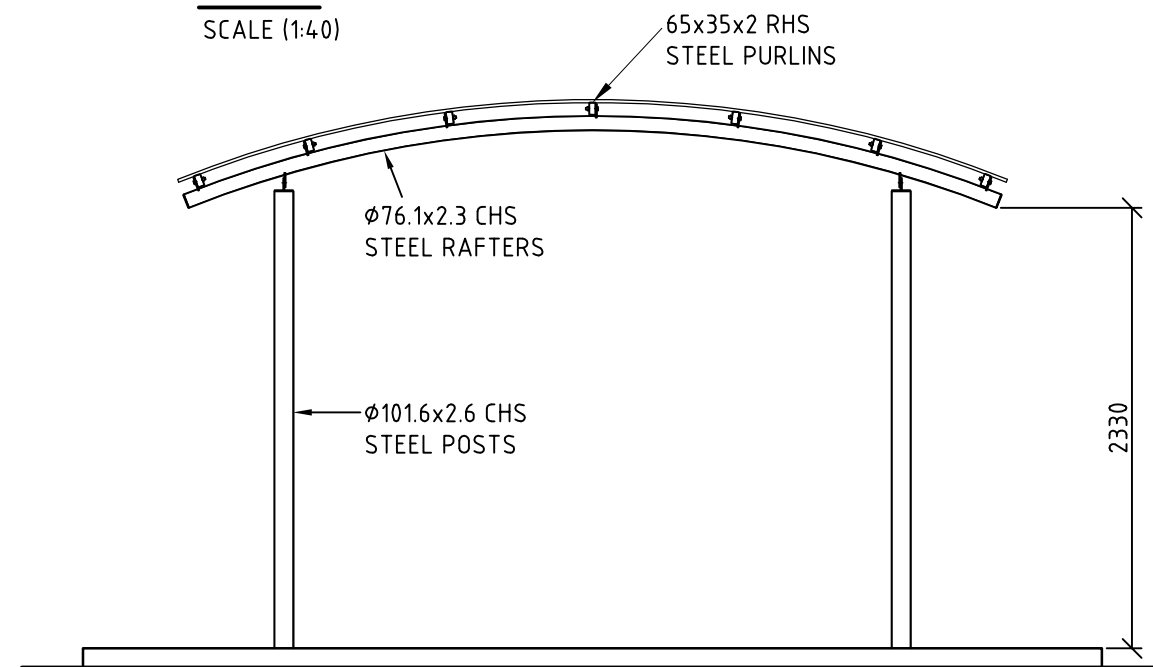
ALL DIMENSIONS IN MILLIMETRES - DO NOT SCALE



PLAN

SCALE (1:40)

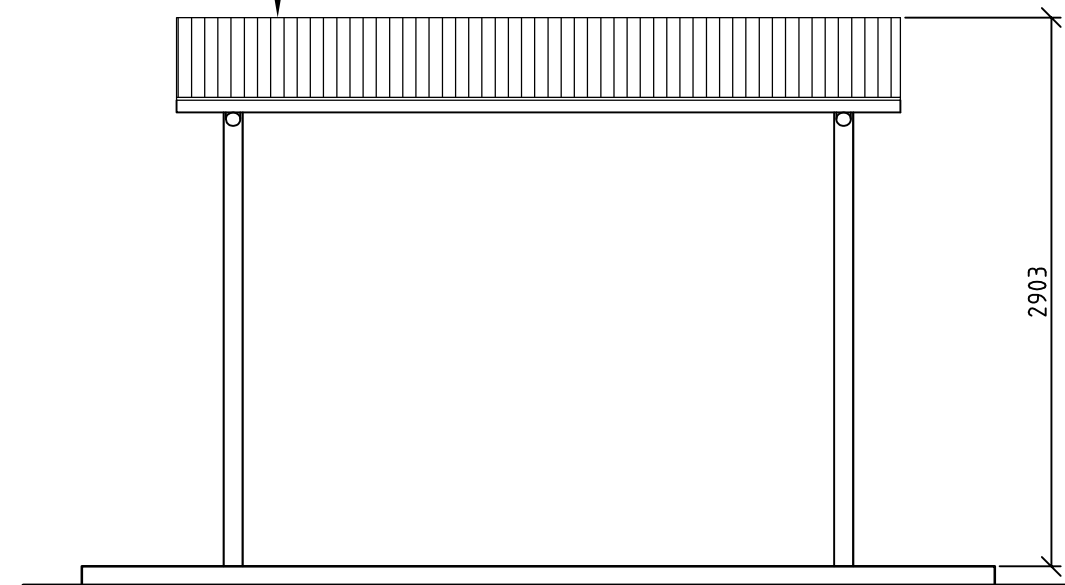
ROOF LINE OVER



SIDE ELEVATION

SCALE (1:40)

COLORBOND CUSTOM "BLUE ORB" ROOF SHEETING



FRONT ELEVATION

SCALE (1:40)

GENERAL NOTES:

- G1. DURING CONSTRUCTION THE STRUCTURE SHALL BE MAINTAINED IN A STABLE CONDITION AND NO PART SHALL BE OVER STRESSED.
- G2. PRIOR TO COMMENCEMENT OF WORKS THE BUILDER SHALL SATISFY THEMSELVES OF THE CORRECT LOCATIONS OF ALL EXISTING SERVICES WHETHER INDICATED OR NOT ON THE PLANS.
- G3. LOCATING OF THE STRUCTURE, INCLUDING CO-ORDINATES IF APPLICABLE, IS THE RESPONSIBILITY OF THE CLIENT AND/OR THE CLIENT'S SITE REPRESENTATIVE.
- G4. STRUCTURE HAS BEEN DESIGNED IN ACCORDANCE TO THE FOLLOWING AUSTRALIAN STANDARDS:
 - AS1170.1, AS1170.2, AS1720.1, AS3600 AND AS4100, AS1664.
- G5. STRUCTURE IS SUITABLE FOR N3 AREAS AND HAS BEEN DESIGNED WITH AN AVERAGE RECURRENCE INTERVAL OF 100 YEARS.
- G6. SITE COVERAGE IS 16.8m² (ROOF AREA).
- G7. THE FOOTING HAS BEEN DESIGNED ASSUMING:
 - SITE CLASS S OR M
 - ALLOWABLE SOIL BEARING CAPACITY OF 100kPa
 - SOIL ADHESION OF 10kPa
 (TO BE VERIFIED ON SITE).
- G8. FOR SLABS ON GROUND, ALL TOPSOIL AND UPPER STRATA CONTAINING SOFT OR ORGANIC MATTER ARE TO BE REMOVED AND REPLACED WITH SELECT COMPACTED FILL.
- G9. ALL FILL TO BE CLEAN, PLACED IN LAYERS NOT EXCEEDING 200mm AND COMPACTED TO 95% STANDARD COMPACTION.
- G10. EARTHWORKS SHALL BE CARRIED OUT IN ACCORDANCE WITH CRITERIA AND PROCEDURES SET OUT IN AS3798 *GUIDELINES ON EARTHWORKS FOR COMMERCIAL AND RESIDENTIAL DEVELOPMENTS*.

CLIENTS DESIGN APPROVAL

APPROVED

DATE:

REVISION	DATE:	DRAWN BY:
6	-	-
5	-	-
4	-	-
3	-	-
2	-	-
1	-	-

DATE:	DRAWN BY:
-	-
-	-
-	-
-	-
-	-
-	-

© LANDMARK PRODUCTS LIMITED
 THIS DOCUMENT IS AND SHALL REMAIN THE PROPERTY OF LANDMARK PRODUCTS LIMITED. UNAUTHORISED USE OF THIS DOCUMENT IN ANY FORM IS PROHIBITED.

CHECKED BY: _____ DATE: _____

Landmark
 Enhancing Open Space Environments

Landmark Products Limited. PH: 1300 768 230
 A.B.N. 99 112 000 843 FAX: 1300 768 260
 55-57 Kabi Circuit, Deception Bay
 P.O. Box 603, Deception Bay www.landmarkpro.com.au
 Queensland 4508 landmark@landmarkpro.com.au

CLIENT NAME LANDMARK PRODUCTS LTD	PROJECT No. K622	PAGE A3
PROJECT STD K622 "BYRON" SHELTER - W41, SP, IG, GAL	DATE: 12/11/12	DRAWN JAR
DRAWING TITLE BA - PLAN & ELEVATIONS	DRAWING No. K6224S*S*IG*	SCALE 1:40
	SHEET No. 101	REV. 0