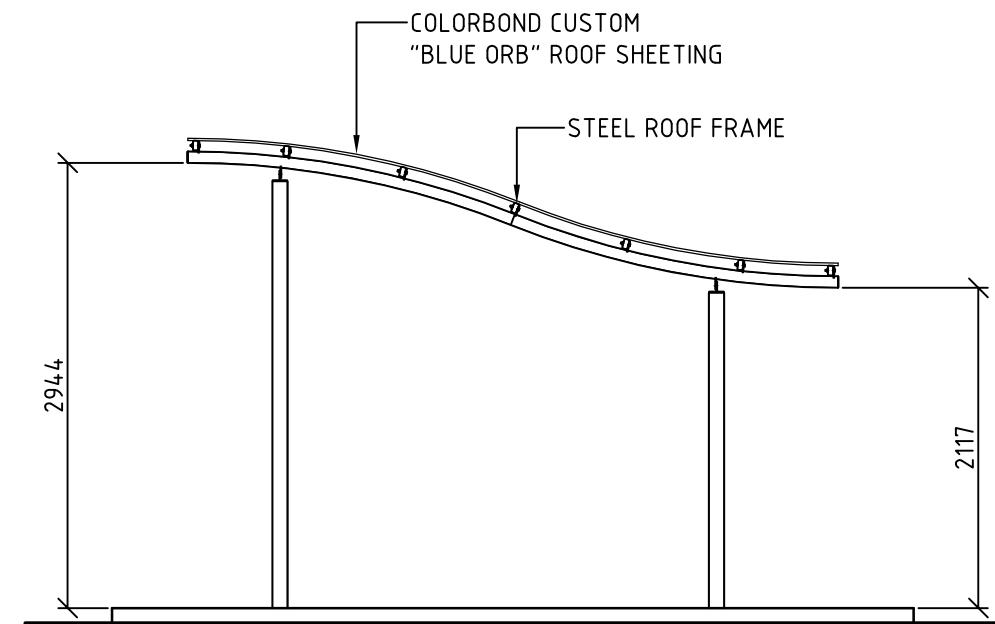
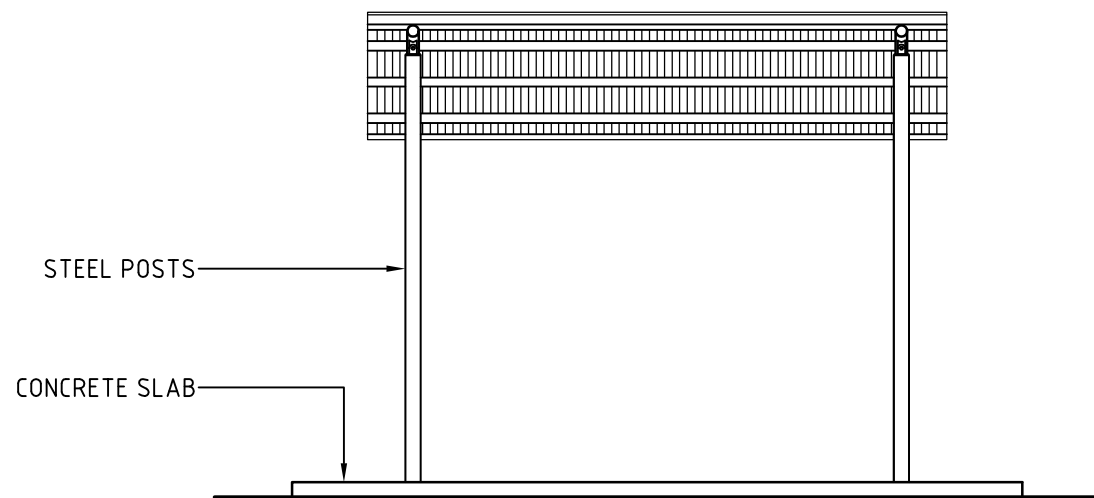
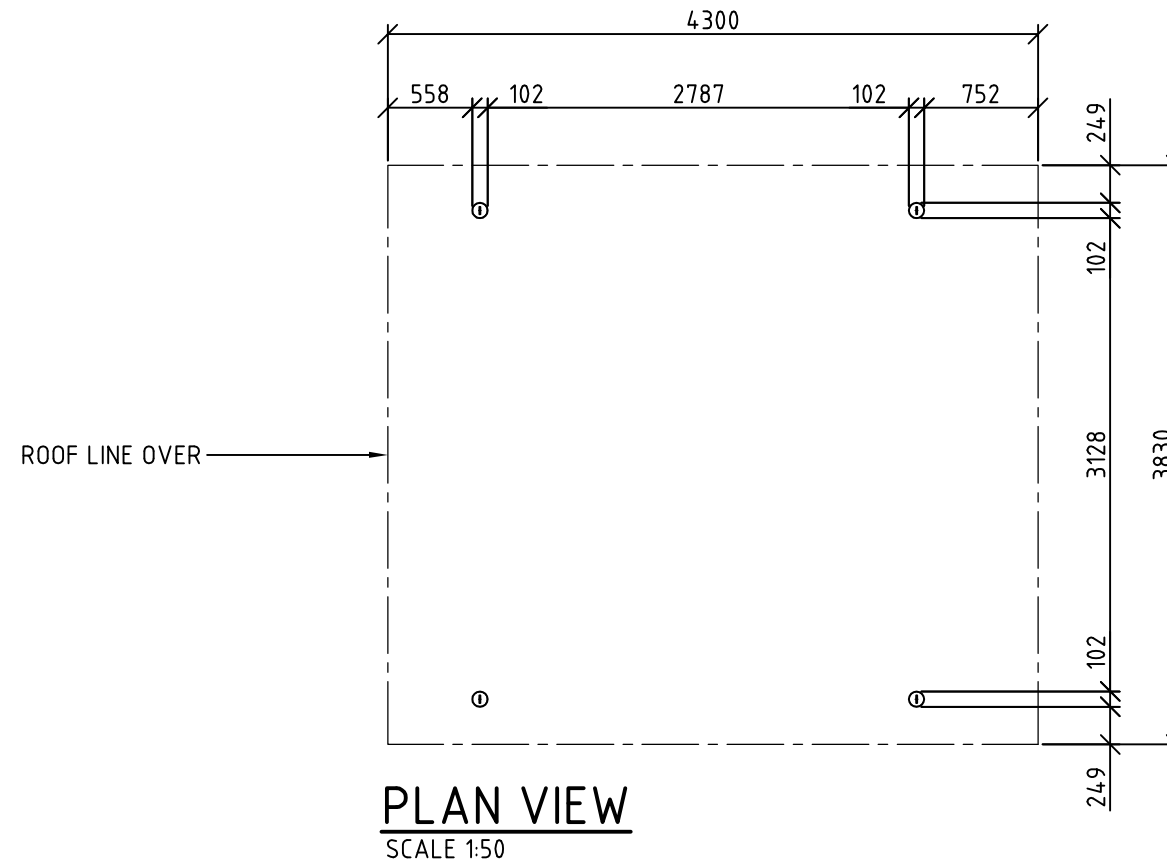


ALL DIMENSIONS IN MILLIMETRES - DO NOT SCALE

**GENERAL NOTES:**

- G1. DURING CONSTRUCTION THE STRUCTURE SHALL BE MAINTAINED IN A STABLE CONDITION AND NO PART SHALL BE OVER STRESSED.
- G2. PRIOR TO COMMENCEMENT OF WORKS THE BUILDER SHALL SATISFY THEMSELVES OF THE CORRECT LOCATIONS OF ALL EXISTING SERVICES WHETHER INDICATED OR NOT ON THE PLANS.
- G3. LOCATING OF THE STRUCTURE, INCLUDING CO-ORDINATES IF APPLICABLE, IS THE RESPONSIBILITY OF THE CLIENT AND/OR THE CLIENT'S SITE REPRESENTATIVE.
- G4. STRUCTURE HAS BEEN DESIGNED IN ACCORDANCE TO THE FOLLOWING AUSTRALIAN STANDARDS:  
 - AS1170.1, AS1170.2, AS1720.1, AS3600 AND AS4100, AS1664.
- G5. STRUCTURE IS SUITABLE FOR N3 AREAS AND HAS BEEN DESIGNED WITH AN AVERAGE RECURRENCE INTERVAL OF 100 YEARS.
- G6. SITE COVERAGE IS 16.45m<sup>2</sup> (ROOF AREA).
- G7. THE FOOTING HAS BEEN DESIGNED ASSUMING:  
 - SITE CLASS S OR M  
 - ALLOWABLE SOIL BEARING CAPACITY OF 100kPa  
 - SOIL ADHESION OF 10kPa  
 (TO BE VERIFIED ON SITE).
- G8. FOR SLABS ON GROUND, ALL TOPSOIL AND UPPER STRATA CONTAINING SOFT OR ORGANIC MATTER ARE TO BE REMOVED AND REPLACED WITH SELECT COMPACTED FILL.
- G9. ALL FILL TO BE CLEAN, PLACED IN LAYERS NOT EXCEEDING 200mm AND COMPACTED TO 95% STANDARD COMPACTION.
- G10. EARTHWORKS SHALL BE CARRIED OUT IN ACCORDANCE WITH CRITERIA AND PROCEDURES SET OUT IN AS3798 GUIDELINES ON EARTHWORKS FOR COMMERCIAL AND RESIDENTIAL DEVELOPMENTS.



CLIENTS DESIGN APPROVAL	
APPROVED	DATE:

REVISION	DATE:	DRAWN BY:
6	-	-
5	-	-
4	-	-
3	-	-
2	-	-
1	-	-

CHECKED BY:	DATE:
-------------	-------

© LANDMARK PRODUCTS LIMITED  
 THIS DOCUMENT IS AND SHALL REMAIN THE PROPERTY OF LANDMARK PRODUCTS LIMITED. UNAUTHORISED USE OF THIS DOCUMENT IN ANY FORM IS PROHIBITED.

**Landmark**  
 Enhancing Open Space Environments

Landmark Products Limited. PH: 1300 768 230  
 A.B.N. 99 112 000 843 FAX: 1300 768 260  
 55-57 Kabi Circuit, Deception Bay  
 P.O. Box 603, Deception Bay www.landmarkpro.com.au  
 Queensland 4508 landmark@landmarkpro.com.au

CLIENT NAME <b>LANDMARK PRODUCTS LTD</b>	PROJECT No. <b>K621</b>	PAGE <b>A3</b>
PROJECT <b>STD K621 "BYRON" SHELTER - W41, SP, IG, GAL</b>	DATE: <b>12/11/12</b>	DRAWN <b>JAR</b>
DRAWING TITLE <b>BA - PLAN &amp; ELEVATIONS</b>	DRAWING No. <b>K6214S*S*IG*</b>	SCALE <b>1:50</b>
	SHEET No. <b>101</b>	REV. <b>0</b>