



Sherbrooke Picnic Shelters



Multi-purpose park shelters

Landmark's Sherbrooke picnic shelters are available in a range of functional sizes for specific applications.

Ideal for picnic settings, BBQ's, and notice boards, their compact design provides optimum roof coverage and use of available space.

www.landmarkpro.com.au

ph: 1300 768 230



K100 SERIES - Sherbrooke Picnic Shelters

Convenient, factory-built construction



OPTIONS

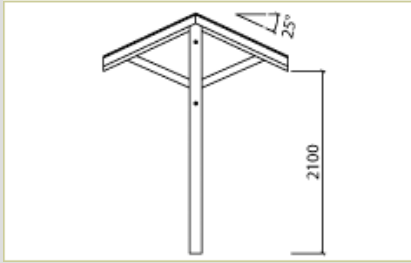
- Supplied with hot-dip galvanised and powder coated steel posts. Two pack epoxy paint upgrade available
- Select-grade hardwood posts
- In-ground (standard) or bolt-down posts
- Colorbond® steel gutters and PVC down pipes
- Stainless steel hardware and Colorbond® Ultra™ grade or stainless steel roofing, for corrosive environments

K103 | 2.2m x 2.2m

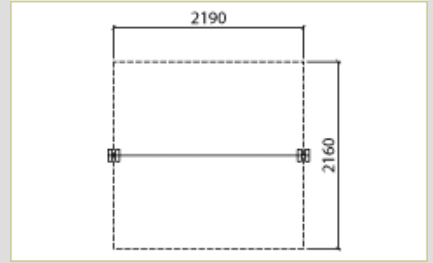
Render



Elevation



Plan

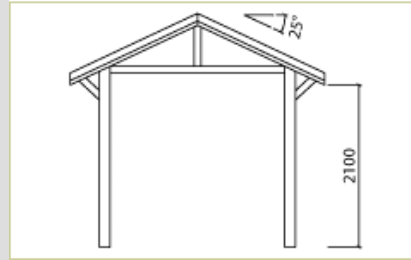


K104 | 3.6m x 3.3m

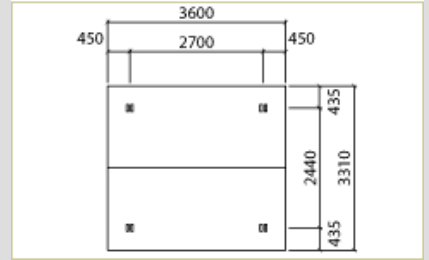
Render



Elevation



Plan

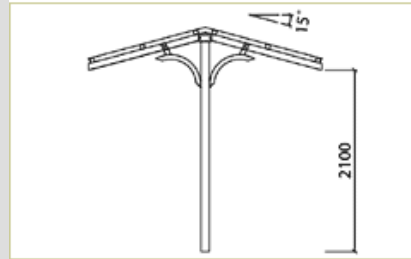


K105 | 3.1m x 2.7m

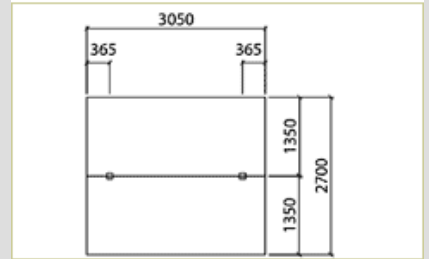
Render



Elevation



Plan



All Landmark Structures are supplied ready-to-install, including all components and hardware, step-by-step installation instructions, Building Approval Drawings and Engineers Certification (where required), and carry our 10 year Structural Warranty.

